




## \* PRODUCT DATASHEET

- \* Model: HX-COB-A
- \* Dimensions:
  - Lens:  $\Phi 53.40\text{mm}$  H33.00mm
  - Cylinder holder:  $\Phi 56.40\text{mm}$  H35.70mm
  - Bipod striped cylinder holder: N/A
- \* Materials:
  - Lens: Optical Grade PMMA / PC
  - Holder: ABS
- \* Assembly Dimensions:
  - Lens with cylinder holder:  $\Phi 56.40\text{mm}$  H36.20mm
  - Lens with bipod striped cylinder holder: N/A
- \* Surface Treatment: Polishing surface
- \* Beam Angle: 5deg, 12deg
- \* For Led:
  - CREE MC-E (5deg) 
  - OSRAM Dragon (5deg) 
  - Seoul Acriche Z7 (12deg) 
- \* Certification: SGS RoHs



- \*Features:
  - High efficiency
  - Available in 1 beam Patterns
  - Optimized for uniform effects
  - Lens with holder
- \*Typical applications:
  - Stage lighting
  - Street lights
  - Decorative light
  - Architectural lighting
  - Down light
  - Flashlight

## \* Brief description :

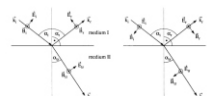
\*The OPTIC-FOV (Shenzhen Hongxuan Optoelectronic Technology Co., Ltd) lens offers low-profile lenses specifically designed for the Luxeon® LEDs, Edison® LEDs, Bridgelux® LEDs or Seoul® LEDs, Osram® LEDs, Cree® LEDs.

\*A software-optimized aspheric profile enables the generation of several different beam output patterns: narrow, medium, elliptical and wide beams.

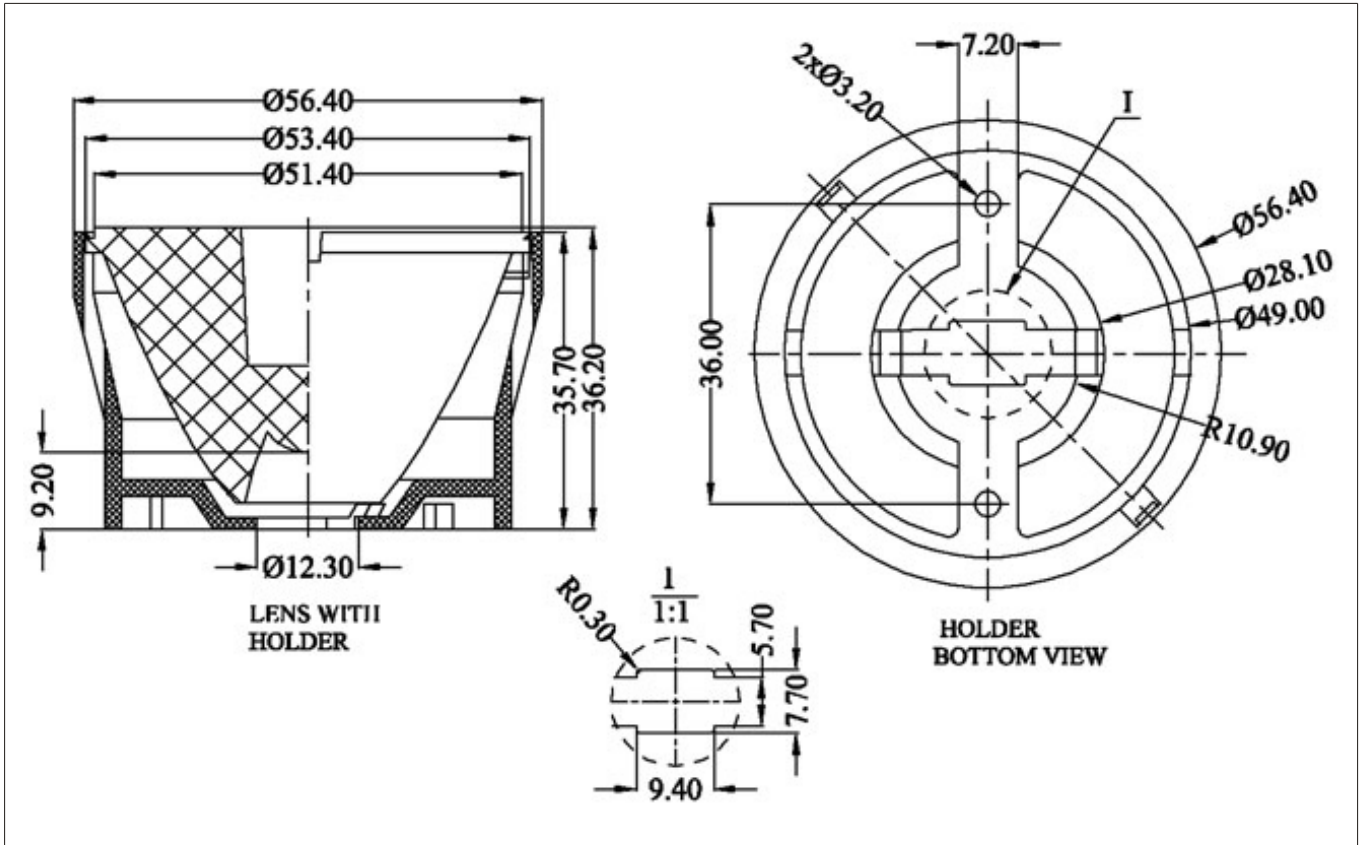
The high collection efficiency reaches 85% of the total flux emitted by the LEDs.

\*Lens holders are available in white or black, and provide the proper alignment between the LEDs and the lenses, set correct distance between the lens and LED.

\*The lens holder can be glued to the PCB to provide a secure assembly.



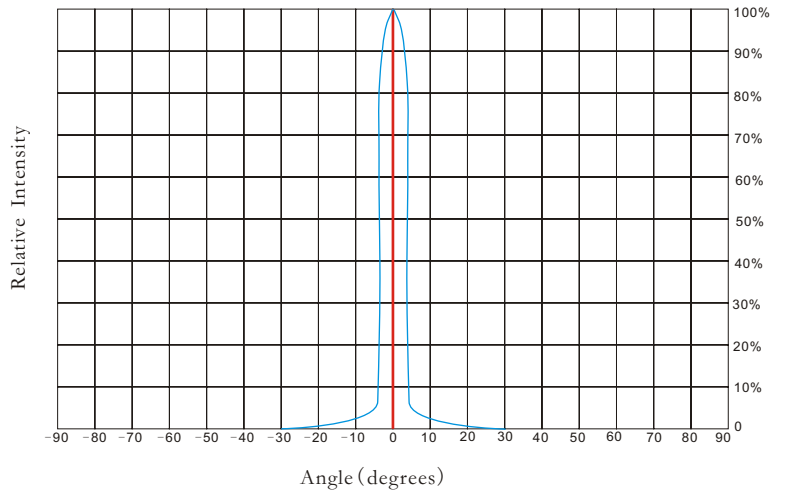
**\* Holder and Lens dimensions of the 2D views**



**\* Beam Pattern**



**\* Angular Intensity Distribution**



**\* Typical illuminance values**

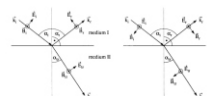
Normal Distance (m)	1.5	2	5	9
Illuminance (lux <sub>w led</sub> )	23347.99	13131.54	2101.10	N/A
Illuminance (lux <sub>w led</sub> )	N/A	N/A	N/A	N/A

Notes:

\*Luminous flux characteristics at IF=350mA and T<sub>J</sub>=25°C: for CREE (Part Name: MCE4WT-A2-0000-000K01/Cool White/370lm)

\*Performance values given are typical values and will vary dependant on LED binning, colour and drive profile

\*Typical illuminance values is reference data (Receiving surface of the average illuminance values).



## \* LED Lens materials feature table

Items	Features	Experimental methods	Units	PMMA
Physical properties	Density	ASTM D792	g/cm	1.19
	Absorbption	ASTM D570	%	2
Optical properties	Refraction index	ASTM D542		1.49
	Transmittance	ASTM D1003	%	95
	ABBE	ASTM D542		58
	Birefringence		nm	<20
Thermodynamical properties	Glass transition point	DSC	°C	150
	Heat distortion	ASTM D648 (1.85kg/cm)	°C	120
Mechanical properties	Tensile strength	ASTM D638	MPA	730
	Tensile elongation	ASTM D638	%	10
	Flexural modulus	ASTM D790	10MPA	3

## \* Notes:

- 1.Engineering drawings and all dimensions are in millimeters,holder and lens tolerance,respectively  $\pm 0.10$  and  $\pm 0.05$ .
- 2.Product operating temperature range  $-40^{\circ}\text{C} \sim +70^{\circ}\text{C}$  (upper limit  $+80^{\circ}\text{C}$ ).
- 3.Product storage temperature range  $-40^{\circ}\text{C} \sim +70^{\circ}\text{C}$  (upper limit  $+80^{\circ}\text{C}$ ).
- 4.Average transmittance in visible specturm  $400\text{nm} \sim 700\text{nm} > 92\%$ .
- 5.If necessary,clean lenses with mild soap water and soft cloth.
- 6.Never use any commercial cleaning solvents on lenses,like alcohol.
- 7.Please handle and install lenses with wearing gloves,skin oils may damage lens or its optical characteristic.

